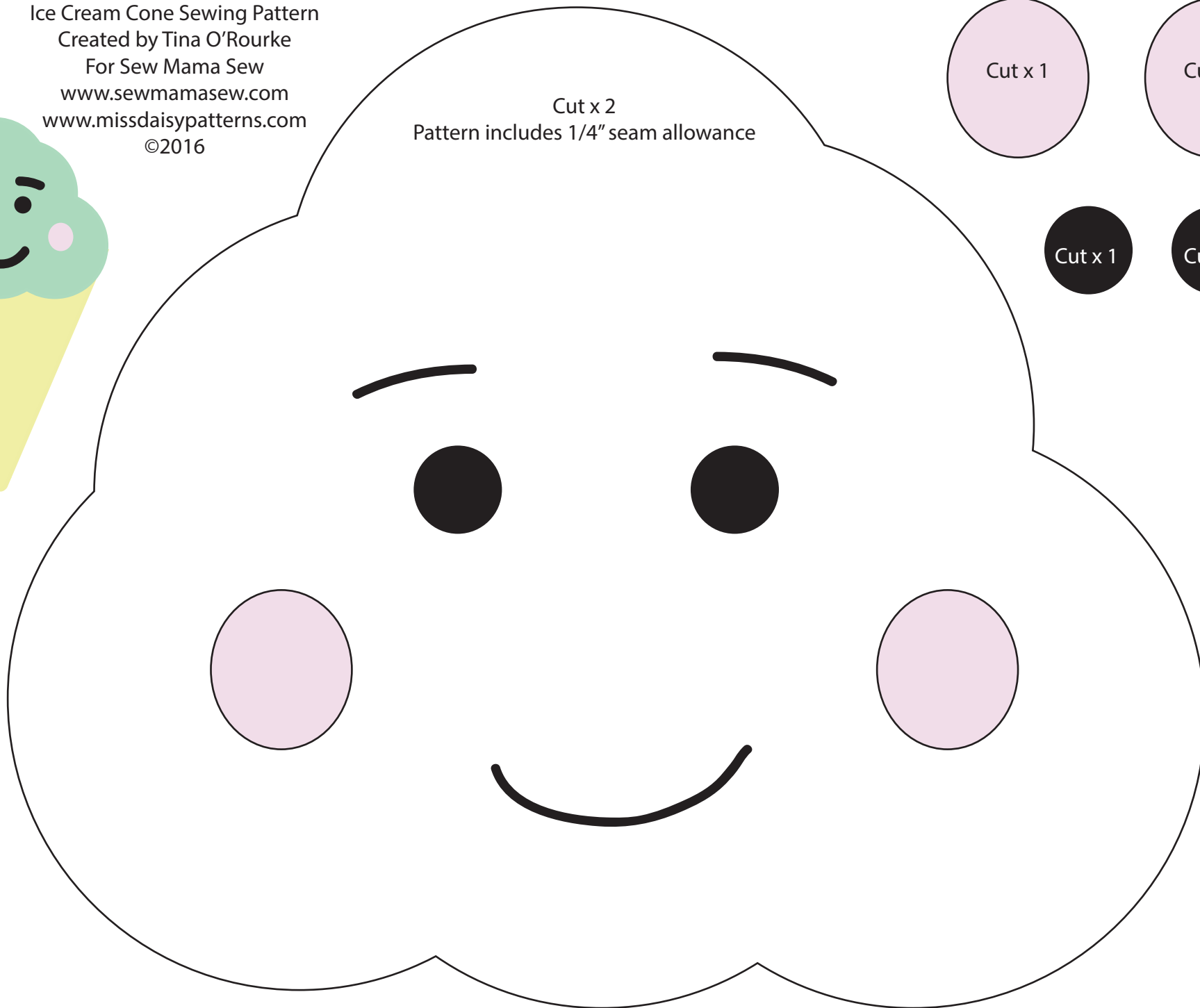
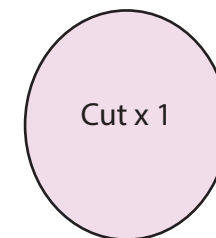
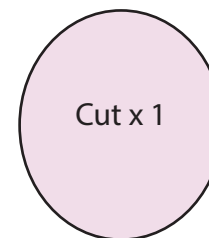
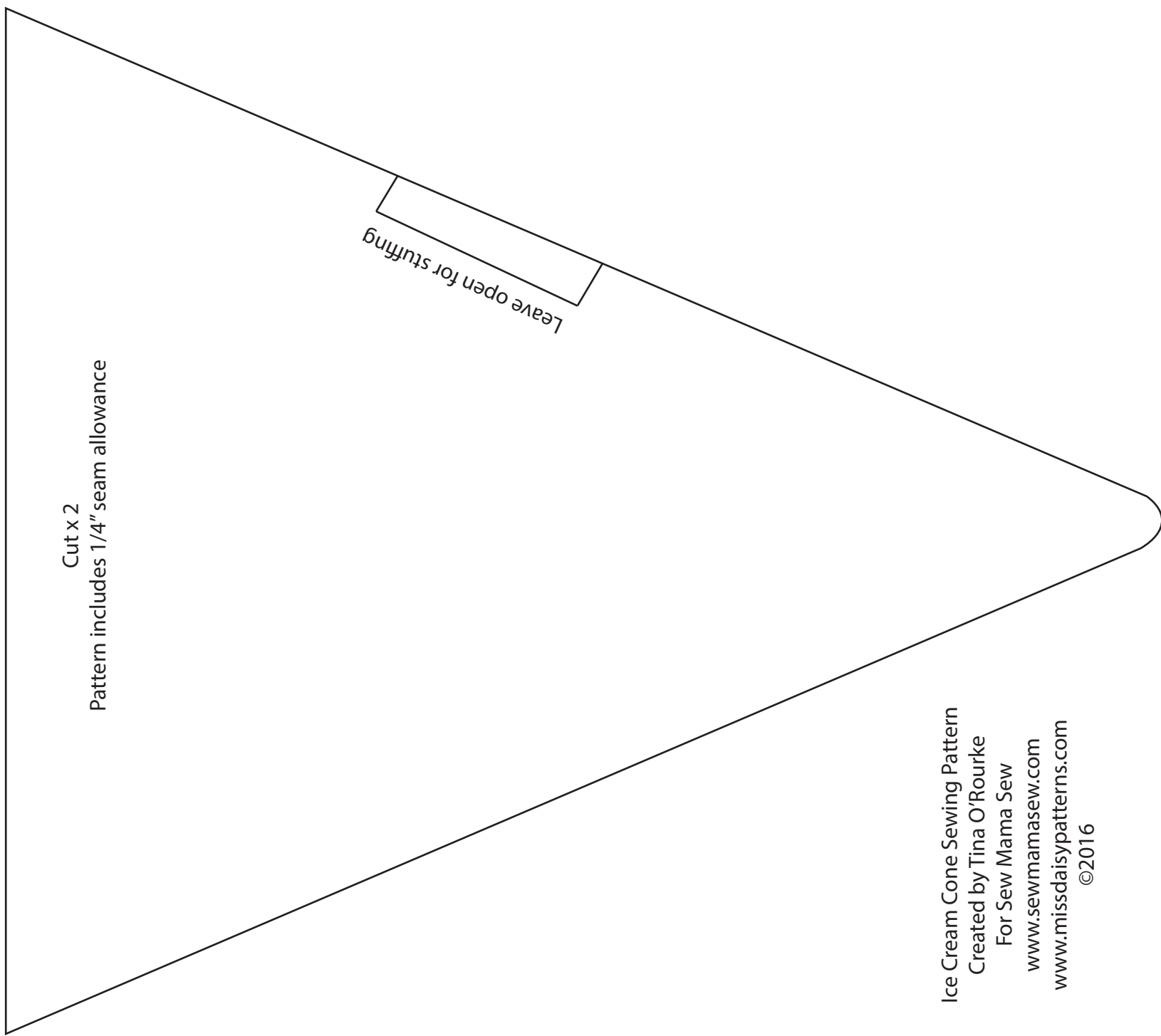


Ice Cream Cone Sewing Pattern  
Created by Tina O'Rourke  
For Sew Mama Sew  
[www.sewmamasew.com](http://www.sewmamasew.com)  
[www.missdaisypatterns.com](http://www.missdaisypatterns.com)  
©2016



Cut x 2  
Pattern includes 1/4" seam allowance





Cut x 2  
Pattern includes 1/4" seam allowance

Leave open for stuffing

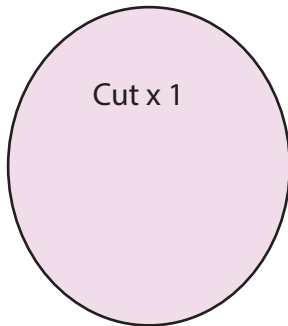
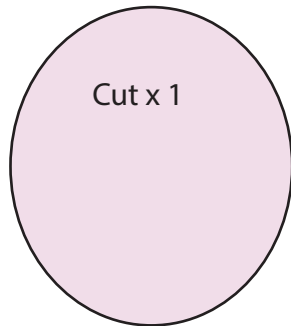

Ice Cream Cone Sewing Pattern  
Created by Tina O'Rourke  
For Sew Mama Sew  
[www.sewmamasew.com](http://www.sewmamasew.com)  
[www.missdaisypatterns.com](http://www.missdaisypatterns.com)  
©2016

Cut x 2  
Pattern includes 1/4" seam allowance

Ice pop Sewing Pattern  
Created by Tina O'Rourke  
For Sew Mama Sew  
[www.sewmamasew.com](http://www.sewmamasew.com)  
[www.missdaisypatterns.com](http://www.missdaisypatterns.com)  
©2016



Cut x 4  
Pattern includes 1/4" seam allowance



Ice pop Sewing Pattern  
Created by Tina O'Rourke  
For Sew Mama Sew  
[www.sewmamasew.com](http://www.sewmamasew.com)  
[www.missdaisypatterns.com](http://www.missdaisypatterns.com)  
©2016